

GAS RANGES

- Standard Cleaning
- Removable Door & Lift Up Cook Top
- Venturi Burners
- 46-7/8" H x 29-7/8" W x 25-1/4" D
- Drop-Drawer, Roll-Out Broiler
- Choice of Standing Pilot or Energy-Saving Electric Ignition



05693 White w/Electric Ignition, Shpg. wt. 157#
0549572 LP Conversion Kit - Natural Gas to LP Gas

ELECTRIC RANGE

- Full Width Storage Drawer
- One 8" and Three 6" Elements
- Two Full Width Oven Racks, 5 Rack Guides
- Standard Cleaning
- Lift-Up Cooktop



05675 White, 46-7/8" H x 30 W x 27-5/16" D, Shpg. wt. 170#
05676 Electric Range with Clock and Timer

ELECTRIC CERAMIC TOP RANGE

- Balanced Bake™ System
- Super Capacity 4.65 Cu. Ft. Oven
- Clean Top® Ceramic-Glass Cooktop
- Two 6-1/2" and Two 7-1/2" Radiant Ribbon Elements
- EZ-Touch™ 150 Electronic Oven, Clock and Timer Controls
- Oven Light with Rocker Switch
- Full Width Storage Drawer
- Self-Cleaning with Auto Self-Clean Latch
- Glass Oven Door with Window

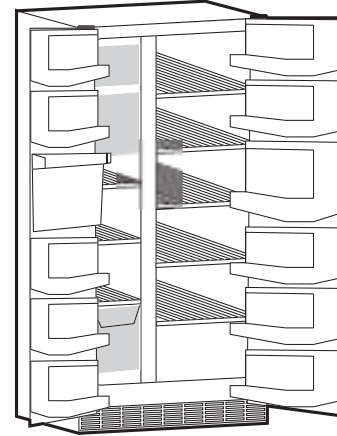


05677 White, 46-13/16" H x 29-7/8" W x 25" D, Shpg. wt. 157#

20 CU. FT. REFRIGERATOR

- 19.7 cu. ft. capacity
- Meets Government Energy Standards
- Accu-Chill™ System
- EZ-Touch Crushed/Cubed Ice and Water Dispenser
- Adjustable Glass Shelves
- EZ-View™ Clear Crisper
- EZ-View™ Plus Temperature-Controlled Meat Pan
- Fixed Gallon Door Storage

115 Volt, 60Hz., AC, 15Amp Grounded Outlet Required




0520RF White, 65-7/8"H x 32-3/4"W x 31-3/4"D, Shpg. wt. 272 lbs.

18.2 CU. FT. REFRIGERATOR

- 18.2 Cu. Ft. Capacity
- Accu-Chill™ System
- Adjustable DuraWhite™ Shelves
- EZ-View™ Clear Crisper and Meat Pan
- Fixed Gallon Door Storage
- Optional Icemagic® Automatic Ice Maker (Part #05605)

115 Volt, 60Hz., AC, 15Amp Grounded Outlet Required




05181RF White, 65-1/2"H x 29-1/2"W x 31-3/8"D, Shpg. wt. 235 lbs.

14.4 CU. FT. REFRIGERATOR

- 14.4 Cu. Ft. Capacity
- Adjustable DuraWhite™ Shelves
- Full Width Opaque Crisper
- Fixed Door Storage
- Right Hand Reversible Door Swing
- Optional Icemagic® Automatic Ice Maker (Part #05605)

115 Volt, 60Hz., AC, 15Amp Grounded Outlet Required



0514RF White, 62-1/8"H x 28"W x 31"D, Shpg. wt. 192 lbs.

Dishwasher

- 2 Level Wash w/Soil Free Filter System
- 5 Total Cycle/Option Combinations
- Random Loading Includes In-The-Rack Silverware Basket
- 20 Year Full Warranty - Tub & Door Liner
- 1 Year Full Warranty, Entire Product - (Parts & Labor)
- Doors are Interchangeable to Allow Color of Your Choice
 - Cream, White or Black



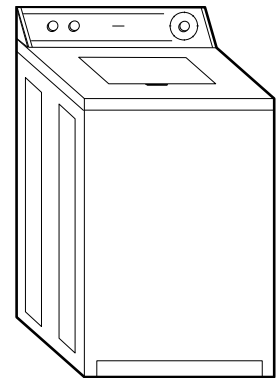
05606 Whirlpool Dishwasher, 5 Cycle
 Height: 33 7/8" - 34 3/8" Top Depth: 24"
 Width: 23 7/8" Bottom Depth: 20 3/4"
 Power Cord Not Included, , Shpg. wt. 99 lbs.

27" LARGE CAPACITY WASHER

- 7 Auto Cycles: Heavy, Short, Normal, Prewash, Soak, 2 Permanent Press
- 4 Water Levels - 4 Temperature Selections
- Self Cleaning Lint Filter
- Double-duty Surgilator[®] Agitator
- 1 yr. Full Warranty (Parts & Labor)
 5 yr. Ltd. Gear Case Assembly, 10 yr. Ltd. on Outer Tub
- 1 Speed Setting



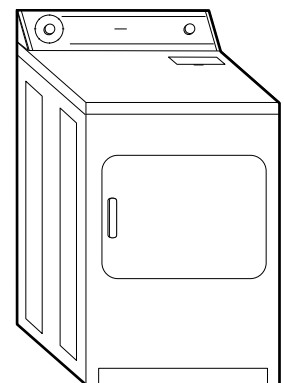
Double Duty
SURGILATOR[®] Agitator



056771 White, 26-7/8" W x 25-1/2" D x 42-3/8" Max H, Shpg. wt. 173 lbs.

LARGE CAPACITY DRYER

- Rotary Controls
- Top - Mounted Lint Screen
- 3 Temperature Settings in Timer
- 4 Timer Cycles
- Side - Swing Door
- 1 yr. Ltd. Warranty, Entire Product Parts & Labor



056881 Electric, White, 29" W x 25-3/16" D x 42-3/8" Max H, Wt. 126 lbs.

056991 Gas, White, 29" W x 26-3/16" D x 42-3/8" Max H, Wt. 130 lbs.


(Only Available in OH, PA, NC, GA)

Power Cord Not Included

0549572 Natural to LP Gas Conversion Kit

RANGE CORD

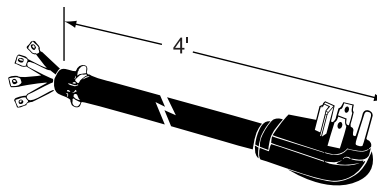
Four Prong Blade
Four Wire



59ER2050 4' Range Cord; 50 AMP

4 WIRE DRYER CORD

4' in Length, 30 AMP



59CL20001 Dryer Cord, 4', 30 AMP

FOOD WASTE DISPOSER

- Continuous Feed
- Quick-Lock Mounting
- Exclusive Self-Service Wrenchette
- Dishwasher Drain Connect



05600 1/3 HP Food Waste Disposer

WHIRLPOOL® ICE MAKER

Produces up to
120 cubes of ice
in a 24-hour period



05605 Whirlpool Ice Maker

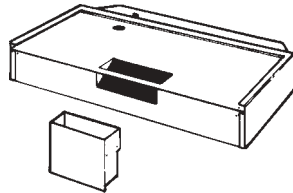
ICEMAKER KIT



050130 Installation Kit w/Poly Tube - 25'

POWER RANGE HOOD

Universal Damper



59112301 White, 115V, 12" x 30", 3" x 9-1/2" Outlet
59112302 Same in Almond

VENTED RANGE HOOD 5" ROUND TOP

Power - With Light



59012301 White, 12" x 30"
59012302 Same in Almond
5931695 Cover Lens for Range Hood Light 3-1/16" x 9-1/2"

APPLIANCE ACCESSORIES

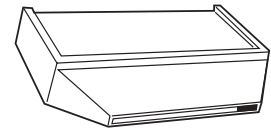
050162 Laundry Appliance Drain Hose 5'
052025 Laundry Appliance Inlet Hose 5'
050163 Laundry Appliance Inlet Hose 6'
050160 Dishwasher Air Gap
59142 6" Electric Range Burner / Plug-In
59152 8" Electric Range Burner / Plug-In

RANGE HOOD ACCESSORIES

591070 8" x " Metal Filter
591111 Outside Vent Cover
591579 Range Hood Outlet Adapter
(Rectangle Conversion to 5" Round)

POWER RANGE HOOD


Top or Back Square Exhaust



5912421 White, 12" x 42", Power
5912422 Same in Almond

DRYER VENT KIT WITH RIGID SUPUR-FLEX®


In 4 - Color Carton



050153 Dryer Vent Kit - Flexible Alum. Duct - Rigid, 8'
050154 Flexible Alum. Duct - Rigid, 4" x 25'

DRYER VENT KIT WITH SEMI-RIGID SUPUR-FLEX®

Designed & Engineered for Dryer Venting
Holds Rigid Shape When Stretched



050151 Dryer Unit Kit - White Hood,
5' Flex Ducting, Clamps,
Collar and Pipe
050152 Flexible Metallic Duct, 4" x 25'